

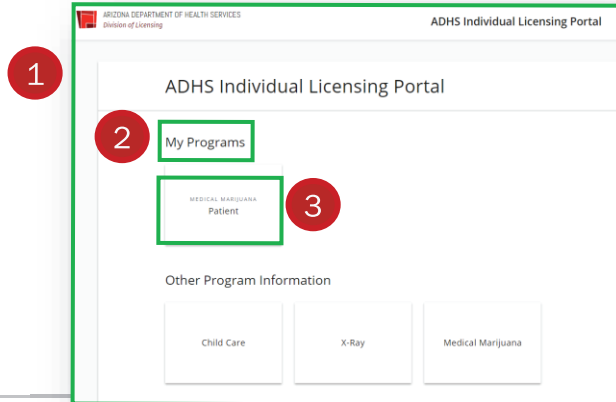
Navigating Your Portal

Portal Navigation

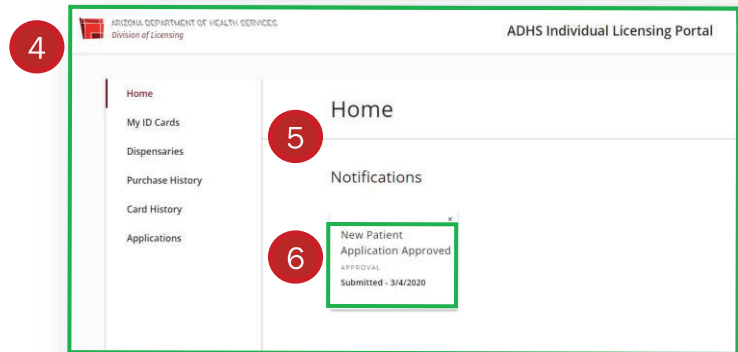
Once user is logged in to the portal, the various tiles will be displayed across the screen. Accessing Medical Marijuana will give users access to Patient/Caregiver ID card and much more information regarding card and dispensary details.

1. View Individual Licensing Portal Home Screen
2. Navigate to My Programs
3. Click **Patient** tile

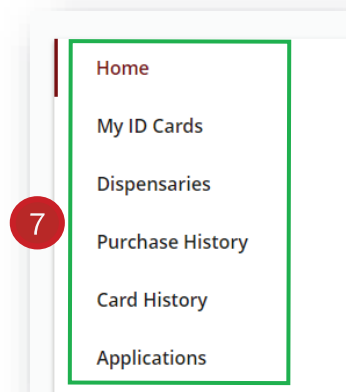
NOTE: Patient tile will only appear once application has been approved.



4. View Home screen
5. Notifications appear in center
6. Click tile in notifications section to view status or respond to action required request



7. Navigate to additional tabs from left menu



Navigating Your Portal

Portal Navigation

8. Click **My ID Cards** tab
9. Select **Download PDF** to view PDF version of card
10. View status and remaining allotment on right

NOTE: If printing card, ensure **fit to page** is not selected – printing on a laser printer will provide best quality.

Home

My ID Cards 8

Dispensaries

My ID Cards

ARIZONA DEPARTMENT OF HEALTH SERVICES
Not Authorized to Cultivate

PATIENT

ISSUE DATE
03/04/2020

EXPIRES
03/03/2022

LANCE WEEDWORD

951 E SAWMILL RD
FLAGSTAFF, AZ 86001
DOB: 03/29/1990

1583342QPFN341476552

Download PDF

Lance Weedword
QP ID: 1583342QPFN341476552
ACTIVE

Remaining Allotment

2.5000 oz 70.8750 g

10

11. Click **Dispensaries** tab
12. Hover over “i” for information: view currently active dispensaries. *Sorted by closest distance to patient residential address*
13. Use the **search** field to search additional information (*ex: zip code, city, name, address, phone number*)

NOTE: List is sorted by Legal Name.

My ID Cards

Dispensaries 11

Purchase History

Currently active dispensaries. Sorted by closest distance to patient residential address.

Dispensaries

Search

Name	Address	Phone	Distance (miles)
Super Green Sativa	1700 W Washington St Phoenix, AZ 85007	(555) 123-3420	0.12

Navigating Your Portal

Portal Navigation

14. Click **Purchase History** tab
15. View card Purchase history
16. Sort by column information (*ex: date, amount, etc.*) to view in specific order

NOTE: Purchase history is viewable for 60 days.

STATUS: Purchased, corrected, void

Dispensaries

Purchase History 14

Card History

Purchase History 15

Date ↓ 16	Patient	Dispensary	Amount	Status
3/9/2020, 10:01 AM MST	Lance Weedword	Super Green Sativa	0.25oz / 7.0875g	Purchased
3/9/2020, 09:57 AM MST	Lance Weedword	Super Green Sativa	1.5oz / 42.525g	Purchased

17. Click **Card History** tab
18. Card history appears
19. Search card history in **search box** (ex: date, type)

NOTE: 3 years of card history will display – to print page, click keyboard keys CTRL + P to view print/download screen.

Purchase History

Card History 17

Applications

Card History 19

Card ID	Type	Issued	Expires	ATC	Status ↓
1583342QPFN341476552	Patient	3/4/2020	3/3/2022		ACTIVE

20. Click **Applications** tab
21. Available Applications will appear
22. Click on appropriate tile to start application
23. Application Status will appear in section
24. Approved Applications will appear in section

Card History

Applications 20

Applications

Available Applications 21

Application Status 23

Approved Applications 24